

Custom Accents

Growhuts can customize our greenhouses in order to tie in elements of our clients homes, other buildings or to create an even more unique greenhouse.



Frequently Asked Questions

How do I get a Growhut to my home?

Delivery is always available. Reasonable fees may apply depending on your location and the site where your greenhouse will be placed.

What are the advantages of Twin Walled Polycarbonate over standard glass or single layered glazings?

8mm twin walled polycarbonate is the standard glazing used in our Grow Huts. Virtually unbreakable, it is also highly insulating, UV resistant, lightweight, and 300 x stronger than glass. Channels between the double walls trap air to reduce the risk of leaf burn, and eliminate condensation build-up, (dripping from overhead). Upgrades to thicker more insulating polycarbonate are available.

Are there other models or sizes available?


Yes. Visit growhuts.com for additional information on other greenhouses and multifunctional outbuildings, or build to suit projects. Growhuts is a “growing” business and is at work every day in designing and building innovative, efficient and attractive outbuildings to add function to your property while supporting a healthy and resilient lifestyle.

What type of foundation should I prepare?



Some of our customers don't want to bother with the added expense of a foundation. Depending on the climate, and because our Growhuts sit on a Redwood plate, direct ground placement is fine. Another common approach is placement on a timber or rail road tie foundation, a gravel trench, or both. Growhuts can also pre-install a non-treated, timber foundation. For help with this, contact Growhuts or your local landscaper.



GROW your own again.



BUILT TO LAST
Greenhouses & Outbuildings



Contact Us

208.787.2239
info@growhuts.com
www.growhuts.com



www.growhuts.com

Growhuts was created with the principal goal of constructing outbuildings that support modern day desires for more sustainable lifestyles.

Much like the outbuildings on small farms of our past, our structures are designed to increase the productive value of the land they sit on, rural, or suburban. Not to be simply consumed and disposed of, our products are built to be kept as lasting structures that support sustainable living and personal resilience.



Multifunctional Outbuildings



For those who need more out of their outbuilding, we often divide our prebuilt structures for other uses. Whether it's a grow room, horse shelter, garden storage or all three in one, bring us your ideas for an alternative outbuilding to suit all your needs in one structure.



Prebuilt Greenhouse Prices

| Size | Cabin Style | Barn Style |
|-----------------|-------------|------------|
| 8x4 (no window) | \$2,500 | \$2,900 |
| 8x8 | \$3,900 | \$4,600 |
| 8x12 | \$4,900 | \$5,700 |
| 8x16 | \$5,900 | \$6,900 |
| 10x12 | \$6,200 | \$7,200 |
| 10x16 | \$7,500 | \$8,900 |
| 10x20 | \$8,700 | \$10,700 |



Greenhouses come standard with window, Dutch-Door and one automatic roof vent.

- *Additional Vents are \$195 each.*
- *Built-in potting benches are \$45 per foot for 24" shelves and \$22.50 per foot for 12" shelves*
- *Built-in planting beds are \$65 per foot of bed (Combinations of bed and bench available by order)*

Visit Growhuts.com for more information and to learn of our other greenhouse, lawn and garden products.



Built using parts manufactured in the U.S.A. whenever possible

Features & Benefits

Rough Sawn Lumber Construction: We mill our own true dimension lumber from dead standing timber. The result is a custom, durable frame that is second to none in beauty, durability, and value.

Built To Last: Our greenhouses are assembled and installed by professional builders who know what lasts in an extreme environment. Built to meet the expectations of customers in our own back yard of Yellowstone country. Almost no place on earth provides harsher conditions than what we build for every day.

Ventilation: A Large automated roof vent is included in each greenhouse, as is our window and Dutch-door for upward and end to end air circulation. Additional roof vents can be added.

Covering/Glazing: 8mm (5/16") twin-wall polycarbonate is our standard panel. 16mm (5/8") and 25mm (1") 3 wall polycarbonate panels are also available. Our panels are made in America and come with a 10 year manufacturer's warranty.

Doors: Hand crafted doors and windows add function, curb appeal and value. Our Dutch-Door design comes standard. These doors are split in two sections so half can be left open, while the bottom half is closed. This promotes ventilation while keeping out unwanted visitors.

Attractive: Built for the mountain west, our structures only add value to your real estate as a substantial and beautiful outbuilding.

Productive: Not just for looks, our greenhouses can grow a lot of healthy food without battling the outdoor elements.